




5-year warranty


Type overview

Type	DN
G225B-L	25

Technical data

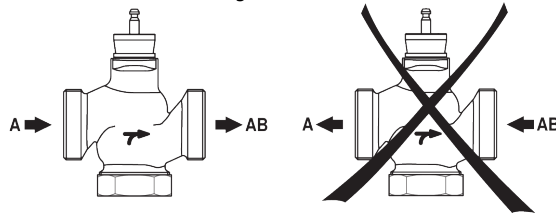
Functional data	Valve Size	1" [25]
	Fluid	chilled or hot water, up to 60% glycol, steam
	Fluid Temp Range (water)	20...280°F [-7...138°C]
	Body Pressure Rating	ANSI Class 250, up to 400 psi below 150°F
	Servicing	repack kits available
	Rangeability Sv	100:1
	Max Differential Pressure (Steam)	20 psi [103 kPa]
	Flow Pattern	2-way
	Leakage rate	ANSI Class VI
	Controllable flow range	stem up - open A – AB
	Cv	14
	Maximum Inlet Pressure (Steam)	35 psi [241 kPa]
	ANSI Class	250
	Body pressure rating note	up to 400 psi below 150°F
Materials	Housing	Bronze
	Valve plug	brass
	Stem	stainless steel
	Stem seal	EPDM O-ring
	Seat	Bronze
	End fitting	NPT female ends
Suitable actuators	Non-Spring	LVB(X)
	Electronic fail-safe	LVKB(X)

Safety notes


- **WARNING:** This product can expose you to lead which is known to the State of California to cause cancer and reproductive harm. For more information go to www.p65warnings.ca.gov
- The valve has been designed for use in stationary heating, ventilation and air-conditioning systems and must not be used outside the specified field of application, especially in aircraft or in any other airborne means of transport.
- Only authorised specialists may carry out installation. All applicable legal or institutional installation regulations must be complied during installation.
- The valve does not contain any parts that can be replaced or repaired by the user.
- When determining the flow rate characteristic of controlled devices, the recognised directives must be observed.

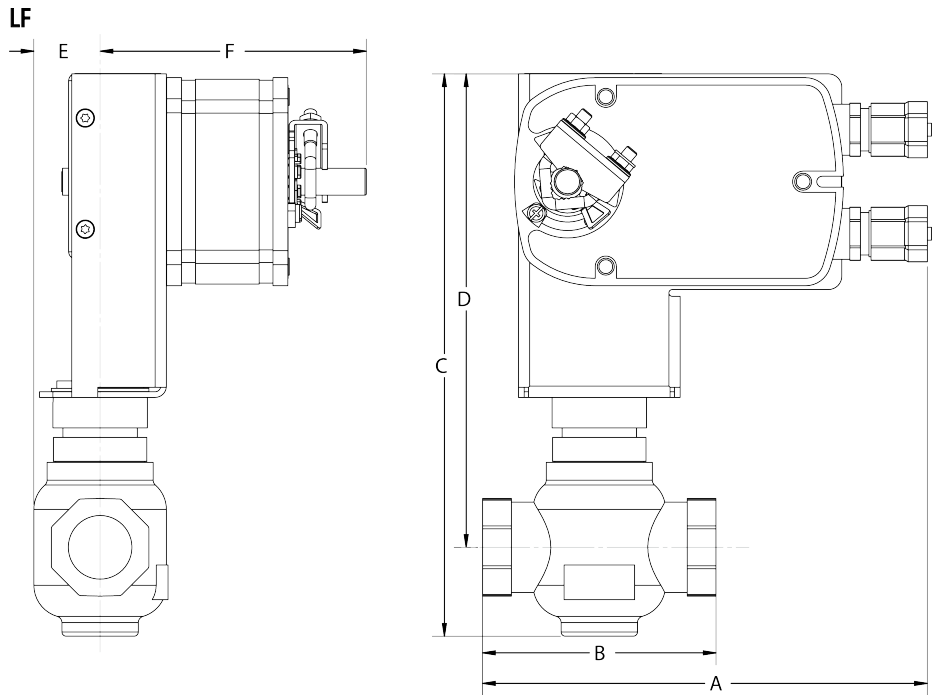
Installation notes

Flow direction The direction of flow, specified by an arrow on the housing, is to be complied with, since otherwise the valve could become damaged.

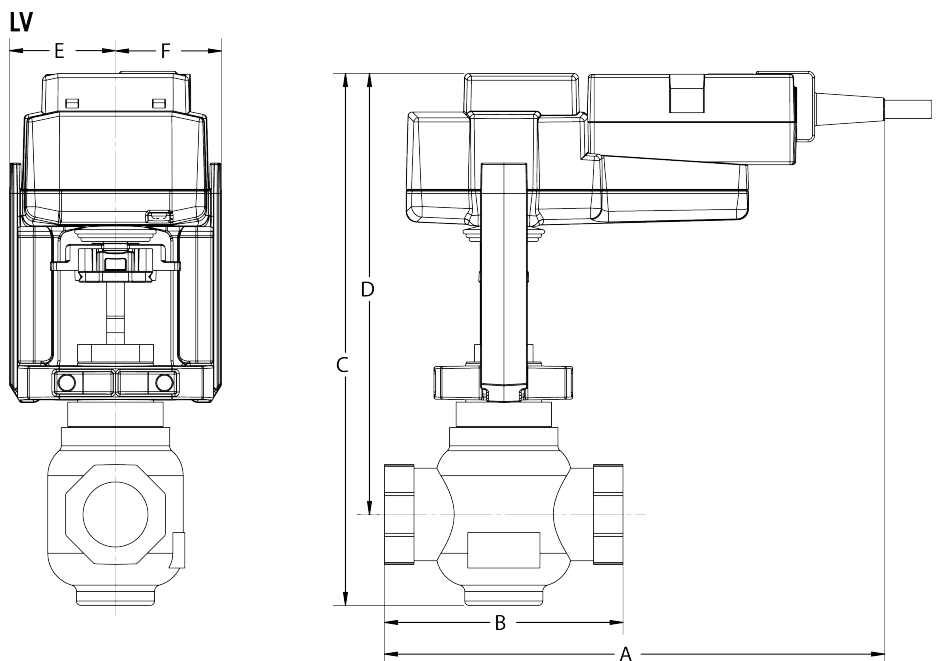


Dimensions

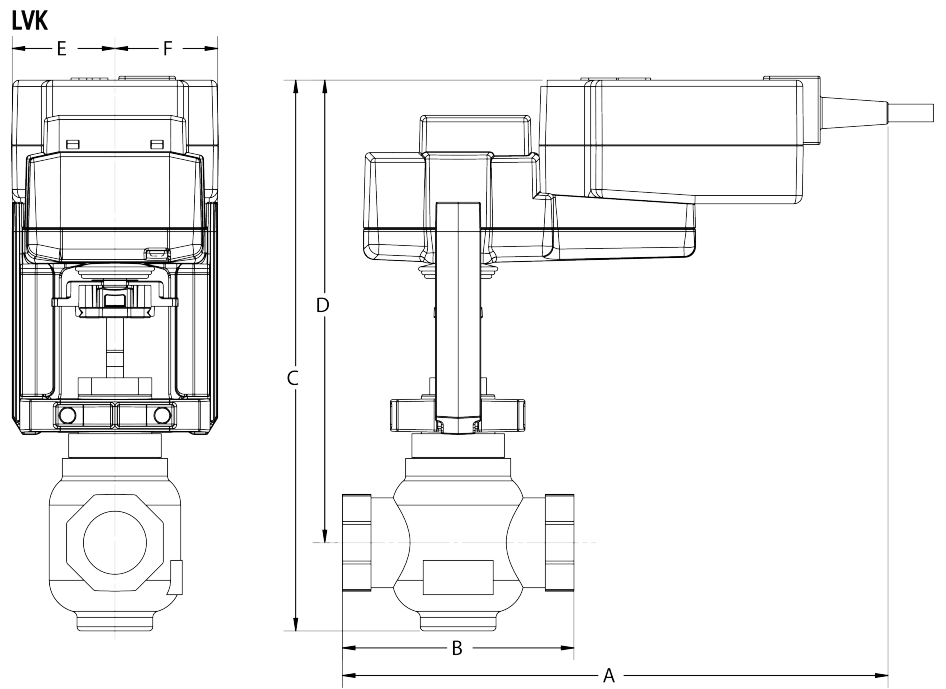
Dimensional drawings



A	B	C	D	E	F
8.3" [211]	4.4" [112]	9.5" [241]	7.6" [194]	1.2" [30]	4.9" [125]



A	B	C	D	E	F
9.1" [231]	4.4" [112]	9.6" [244]	8.0" [203]	1.9" [48]	1.9" [48]



A	B	C	D	E	F
10.2" [260]	4.4" [112]	9.4" [240]	8.6" [218]	1.9" [48]	1.9" [48]



5-year warranty



Technical data

Electrical data	Nominal voltage	AC/DC 24 V	
	Nominal voltage frequency	50/60 Hz	
	Power consumption in operation	2.5 W	
	Power consumption in rest position	1.5 W	
	Transformer sizing	4 VA (class 2 power source)	
	Electrical Connection	18 GA plenum cable, 3 ft [1 m], with 1/2" conduit connector, degree of protection NEMA 2 / IP54	
	Overload Protection	electronic throughout full stroke	
	Electrical Protection	actuators are double insulated	
Functional data	Actuating force motor	115 lbf [500 N]	
	Operating range Y	2...10 V	
	Operating range Y note	4...20 mA w/ ZG-R01 (500 Ω, 1/4 W resistor)	
	Input Impedance	100 kΩ for 2...10 V (0.1 mA), 500 Ω for 4...20 mA, 1500 Ω for PWM, On/Off and Floating point	
	Operating range Y variable	Start point	0.5...30 V
		End point	2.5...32 V
	Options positioning signal	variable (VDC, PWM, on/off, floating point)	
	Position feedback U	2...10 V	
	Position Feedback	2...10 V	
	Direction of motion motor	selectable with switch 0/1	
	Manual override	4 mm hex crank (shipped w/actuator)	
	Stroke	0.75" [19 mm]	
	Running Time (Motor)	default 90 s, variable 90...150 s	
	Running time motor variable	90...150 s	
Noise level, motor	55 dB(A)		
Position indication	Mechanically, with pointer		
Safety data	Degree of protection IEC/EN	IP54	
	Degree of protection NEMA/UL	NEMA 2	
	Enclosure	UL Enclosure Type 2	
	Agency Listing	cULus acc. to UL60730-1A/-2-14, CAN/CSA E60730-1:02, CE acc. to 2014/30/EU and 2014/35/EU	
	Quality Standard	ISO 9001	
	Ambient temperature	-22...122°F [-30...50°C]	
	Storage temperature	-40...176°F [-40...80°C]	
	Ambient humidity	max. 95% r.H., non-condensing	
	Servicing	maintenance-free	
	Weight	Weight	2.87 lb [1.3 kg]
Materials			
	Housing material	Die cast aluminium and plastic casing	

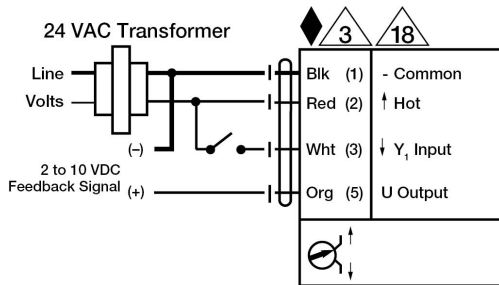
Accessories

Gateways	Description	Type
	Gateway MP to BACnet MS/TP	UK24BAC
	Gateway MP to LonWorks	UK24LON
	Gateway MP to Modbus RTU	UK24MOD
Service tools	Description	Type
	Connection cable 10 ft [3 m], A: RJ11 6/4 ZTH EU, B: 3-pin Weidmüller and supply connection	ZK4-GEN
	Service Tool, with ZIP-USB function, for configurable and communicative Belimo actuators, VAV controller and HVAC performance devices	ZTH US

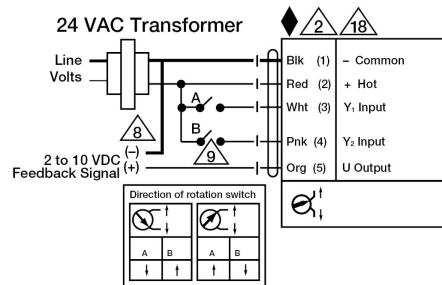
Electrical installation

✂ INSTALLATION NOTES

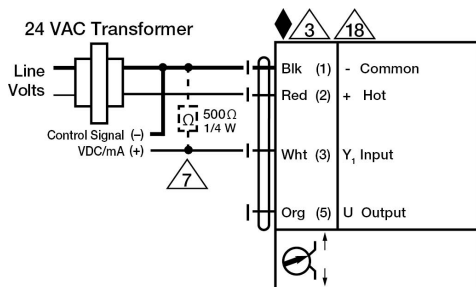
- ⚠️ Actuators may be connected in parallel. Power consumption and input impedance must be observed.
- ⚠️ Actuators may also be powered by 24 VDC.
- ⚠️ A 500 Ω resistor (ZG-R01) converts the 4...20 mA control signal to 2...10 V.
- ⚠️ Control signal may be pulsed from either the Hot (Source) or Common (Sink) 24 V line.
- ⚠️ For triac sink the common connection from the actuator must be connected to the hot connection of the controller. Contact closures A & B also can be triacs. A & B should both be closed for the triac source and open for triac sink.
- ⚠️ Actuators with plenum cable do not have numbers; use color codes instead.
- ◆ Meets cULus requirements without the need of an electrical ground connection.
- ⚠️ **Warning! Live Electrical Components!**
During installation, testing, servicing and troubleshooting of this product, it may be necessary to work with live electrical components. Have a qualified licensed electrician or other individual who has been properly trained in handling live electrical components perform these tasks. Failure to follow all electrical safety precautions when exposed to live electrical components could result in death or serious injury.



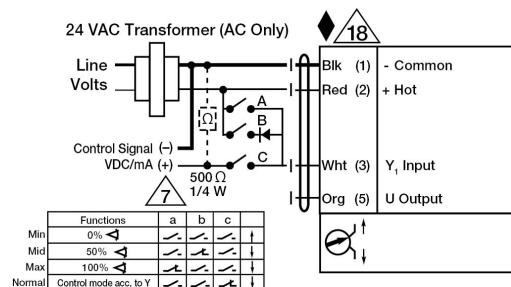
On/Off



Floating Point



VDC / 4 to 20 mA



Override Control Min, Mid, Max Positions